

ARGB Selection Guide (RGB+IC)

RDOEFA

2021/07/08 Ver: 1.0

www.matelight.cn



ARGB Introduction

- Each ARGB has a constant current driver IC inside.
- User can send control signal to control ARGB light bar, each ARGB can display different color and brightness.

Selection Flow

Package Information



- This information include package type, package size and view angle.

Function Information

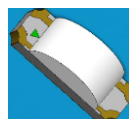
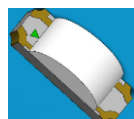
- This information include current, luminous Intensity, data sequence and long series.

Package Information

Selection
Flow





	19-C47	B1414	61-236	C3227
Type	Top	Top	Top	Top
Size(L*W*H)	1.8*1.8*0.65	1.4*1.4*0.4	5.42*5.0*1.6	3.5*2.7*1.8
View angle	120°	110°	120°	120°



	12-23C	B3010	C4516	C7024
Type	Side	Side	Side	Side(45°)
Size(L*W*H)	3.0*1.0*1.5	3.0*1.0*1.5	3.5*2.7*1.8	7*2.4*2.35
View angle	130°	130°	120°	120°

Function Information (1/2)

Selection
Flow

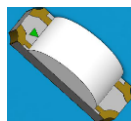
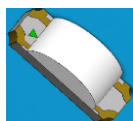


	19-C47 /5V01	B1414 /DWN3S2	61-236	C3227
Current	5mA	12mA	5mA	12mA
Luminous R/G/B(mcd)	70/180/40	450/1060/281	185/590/148	376/1119/273
Data sequence	RGB	RGB	RGB	GRB
Long series	N	Y	N	Y

- Long series → ARGB series more than 80pcs.

Function Information (2/2)

Selection
Flow



	12-23C /5V01	B3010	C4516	C7024
Current	5mA	12mA	12mA	18mA
Luminous R/G/B(mcd)	47/93/38	250/538/106	785/1960/495	785/1960/495
Data sequence	RGB	GRB	RGB	RGB
Long series	Y	Y	Y	Y

- Long series → ARGB series more than 80pcs.